

Features

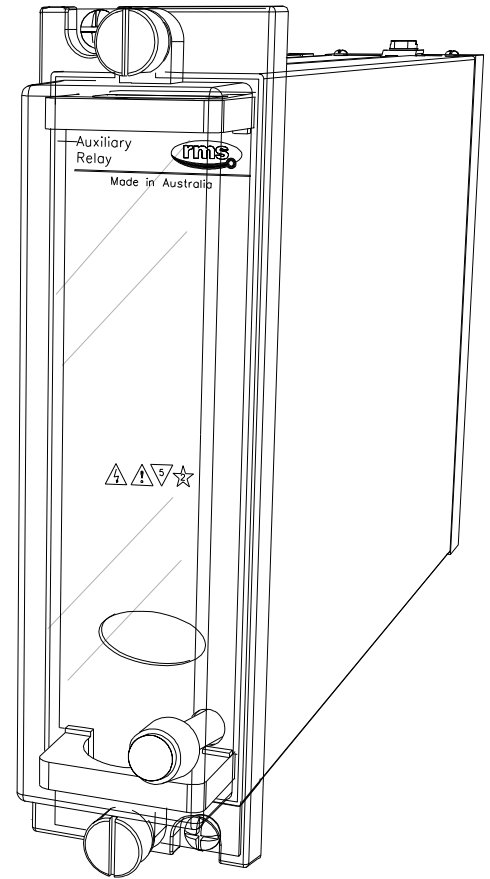
- Low burden
- Hand reset contacts
- Electrical reset contacts
- Hand reset flag indicator
- 6 contacts - specify M or B
- Draw out case
- Equivalent function to MVAA15
- 6RM211 specification

Application

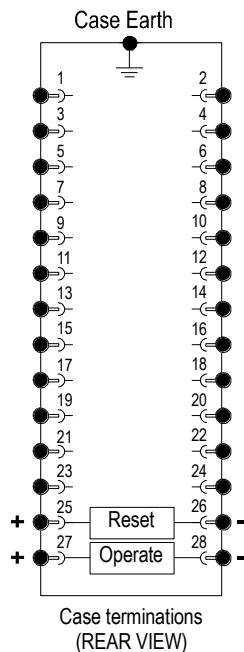
The operating element for the 6R MATRIX Auxiliary Relay functional elements are designated 6RM & are based on our 6R Series relays.

The type 6RA Series elements are low burden auxiliary relays which can be used where a scheme demands several contacts for event recording, alarm initiation, contact logic arrangements, etc.

Contacts are constructed from silver / copper alloy, shaped & positioned to ensure very reliable, low resistance operation. Over travel of the contacts during each operation causes a wiping action ensuring a clean "make".



2M28 draw out case



6RA15-6 Terminal Numbers

Contacts	1-3	2-4	5-7	6-8	9-11	10-12
6M	M	M	M	M	M	M
5M+1B	M	M	M	M	M	B
4M+2B	M	M	M	M	B	B
3M+3B	M	M	M	B	B	B
2M+4B	M	M	B	B	B	B
1M+5B	M	B	B	B	B	B
6B	B	B	B	B	B	B

OPERATING BURDEN (Maximum)

Operating burden is <2W at nominal voltage.

OPERATED BURDEN (Burden after pick up at nominal)
Hand reset contacts: 1W

Where a zero operated burden is required a break contact should be wired in series with the relay operate circuit.

THERMAL RATING

All operate & reset circuits are designed to withstand continuous application of 120% of nominal voltage.

OPERATING TIME

All contact configurations: 75ms maximum

CONTACT OPERATION

Latching contacts with front panel hand reset button & reset coil remote electrical reset.

FLAG OPERATION

Each relay element is supplied with a flag (target) indicator. The indicator consists of a high visibility solid dayglow orange mechanical flag.

Operation: Drops on coil energisation.
Reset: Hand reset.

OPERATING VOLTAGE RANGE

Guaranteed operation between 75% & 120% of nominal rated operating voltage.

NOMINAL OPERATING VOLTAGES


24, 32, 48, 110, 125, 220, 240 & 250V DC available.

CONTACTS

6 contacts
User to specify combination of make & break contacts

Ordering Codes

Generate the required ordering code as follows:
e.g. 6RA15-6-D-4M2B



1 NOMINAL OPERATE VOLTAGE

- A 24V DC
- B 32V DC
- C 48V DC
- D 110V DC
- E 125V D
- G 220V DC
- H 240V DC
- F 250V DC

2 CONTACT ARRANGEMENT (Not to exceed maximum)

Specify the number of "MAKES" followed by M; i.e. 4M
Specify the number of "BREAKS" followed by B; i.e. 2B

6R RELAY CONTACT RATINGS

Make & Carry Continuously

3,000 VA AC resistive with maximums of 660V & 12A
3,000 W DC resistive with maximums of 660V & 12A

Make & Carry for 3 Seconds

7,500 VA AC resistive with maximums of 660V & 30A
7,500 W DC resistive with maximums of 660V & 30A

AC Break Capacity

3,000 VA AC resistive with maximums of 660V & 12A

DC Break Capacity (Amps)

Voltage		24V	48V	125V	250V
Resistive rating		12	2	0.5	0.25
L/R=40ms	Maximum break	12	1	0.25	0.15

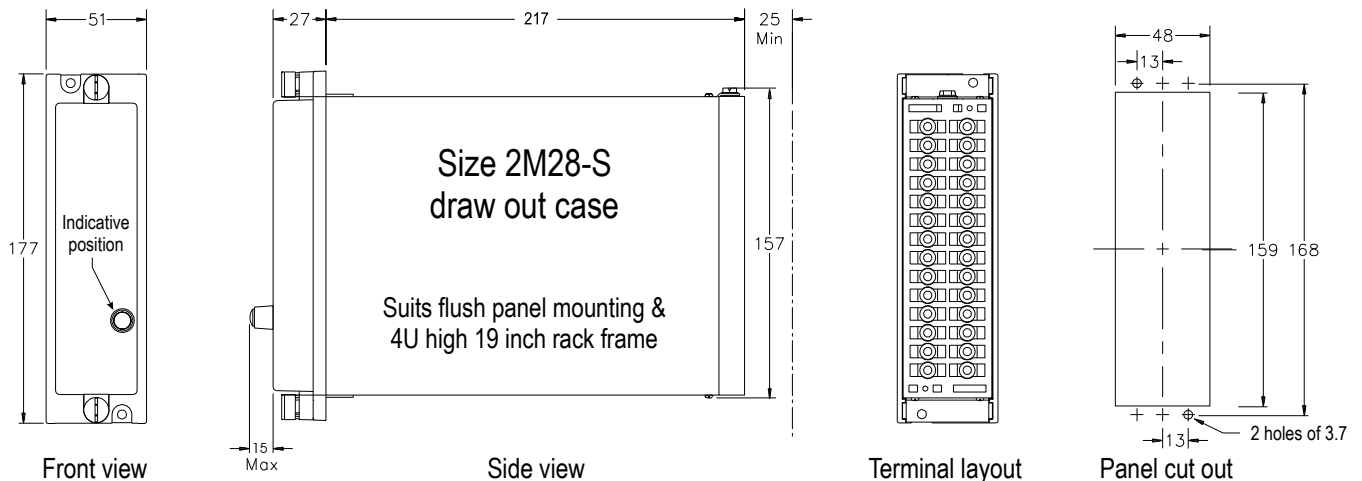
INSULATION WITHSTAND in accordance with IEC 255-5:

2KV RMS & 1.2/50 5KV impulse between:

- ◆ all terminals & frame
- ◆ each contact group
- ◆ all contacts & coil

CASE SIZE

2M28-S draw out case





www.rmspl.com.au



Relay Monitoring Systems Pty Ltd design, manufacture and market a wide range of electrical protection and control products for application on high voltage power systems. The company's depth of manufacturing and engineering expertise is backed up by many years of experience since the formation of its predecessor, Relays Pty Ltd (RPL), in 1955. This experience combined with a broad base of field proven product types enables RMS to service specific customer needs by producing relays on demand and with typically short lead times.

Relay Monitoring Systems Pty Ltd

6 Anzed Court
Mulgrave, Victoria 3170
AUSTRALIA
Ph: +61 3 8544 1200
Fax +61 3 8544 1201
Sales: rms@rmspl.com.au
www.rmspl.com.au
www.relays.com.au

ISO9001 Quality Accreditation

RMS holds NCSI (NCS International Pty Limited) registration number 6869 for the certification of a quality system to AS/NZS ISO9001:2008.

Due to RMS continuous product improvement policy the information contained in this document is subject to change without prior notice.

© 2014 Relay Monitoring Systems Pty Ltd ABN 76 052 484 483