

# *DDB20(K82) Test Manual*

## *Multi Range Precision Time Delay Relay*

relay monitoring systems pty ltd

---

**Advanced Protection Devices**




User Guide



Test Manual





# DDB20(K82) Test Manual

## Links to Other Documents

---

- Technical Bulletin: <http://www.rmspl.com.au/handbook/2T104.pdf>
- User Guide: [http://www.rmspl.com.au/userguide/2T104\\_user\\_guide.pdf](http://www.rmspl.com.au/userguide/2T104_user_guide.pdf)
- Application: [http://www.rmspl.com.au/solutions/2T104\\_application.pdf](http://www.rmspl.com.au/solutions/2T104_application.pdf)
- Acad Case Drawings: <http://www.rmspl.com.au/2T104acad.htm>

## Test Certification

---

This is to certify that the equipment detailed below has been manufactured, inspected & tested in accordance with a Quality System which complies with the requirements of AS/NZS ISO9001-2000.

Order Number	Serial Number

Only valid when the "Passed" box has been signed off by Production Personnel.


## Version Control

---

Issue	Date	Summary of changes
A	09/12/2004	Initial issue.

Due to RMS continuous product improvement policy, this information is subject to change without notice.  
This document is uncontrolled and subject to copyright.

Author	Checked & Registered	.pdf file created	Released
ERL	DG	DG	



**1.0 HARDWARE SPECIFICATIONS – DDB20(K82) [B][G][G][A][S]**

**1.1 Auxiliary Supply**

Auxiliary Supply Voltage [B] 40-300VDC , 40-275VAC

**1.2 Timing Initiate Input**

[G] 110VDC

**1.3 Remote Flag Reset Input**

[G] 110VDC

**1.4 Timing Reset Function**

[A] Instantaneous Reset

**1.5 Non-Standard Features**


Hardware specifications not described in Technical Bulletin. [S] 4N/O Contacts

**2.0 VERIFICATION**

This is to certify that the equipment has been manufactured, inspected and tested in accordance with a Quality System, which complies with the requirements of ISO9001: 2000.

Testing has been carried out against the declared performance specification 164-104-800 and in accordance with the relevant International (IEC) Standards.

PASSED BY	DATE



### 3.0 CONNECTION DIAGRAM

